


SMART BIAS TEE

698-2690MHz

- Provides low RF signal insertion loss
- Features advanced lightning protection circuits
- Acts as surge protection for the BTS



TECHNICAL DATA

Frequency Band, MHz	698-2690MHz
Return Loss @ RF port (dB)	≥20 dB
Insertion Loss (dB) @ passband	≤0.15 dB
PIM(dBc) (2 X 20W)	160 Typical 155 Min
Input Power	250W @ 1850MHz, 500W @ 850MHz Max
BTS port ANT port DC/RCU port	<2.5A/+30VDC
Power Consumption	0.6W Typical
DC/RCU Port define	Pin1:+10V to +30V Pin6:+10V to +30V Pin3:RS485B Pin5:RS485A Pin7: DC return Pin2,Pin4,Pin8:NC

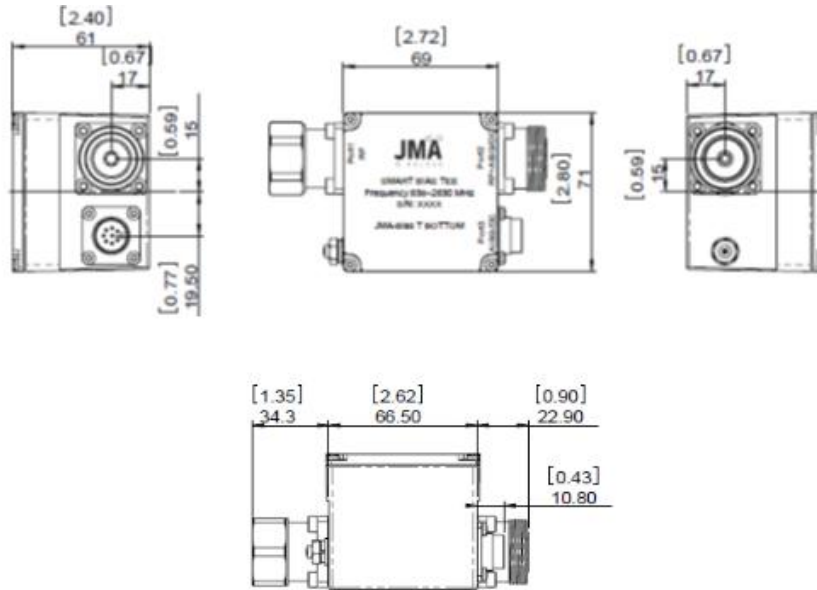
MECHANICAL SPECIFICATIONS

Lightning Protection	IEC61000-4-5 10KA 8/20Us pulse
BTS port ANT port DC/RCU port	3KA 8/20uS pulse
Operating Temperature Range	-40 to +65°C
Environmental Sealing - Housing	IP 67
Altitude	Included, Part # 919017
AISG pass	Yes
MTBF	>500,000 hours

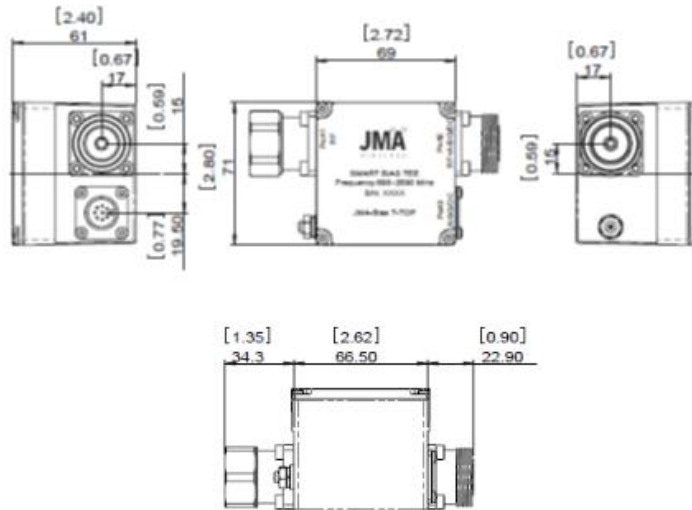
ORDER INFORMATION

MODEL	DESCRIPTION
S-BiasT-B	Smart Bias T used at bottom of the feeder with another Smart Bias T-T at the top of the feeder
S-BiasT-T	Smart Bias T used at top of the feeder with another Smart Bias T-B at the bottom of the feeder

Mechanical Outline Drawing



	Port 1(RF)	Port 2(RF+AISG/DC)	Port 3(AISG/DC)	DC/AISG Port Location
Bias T-BOTTOM	7/16 Male	7/16 Female	AISG 2.0 Male	Close to Port2



	Port 1(RF)	Port 2(RF+AISG/DC)	Port 3(AISG/DC)	DC/AISG Port Location
Bias T-TOP	7/16 Male	7/16 Female	AISG 2.0 Female	Close to Port2