

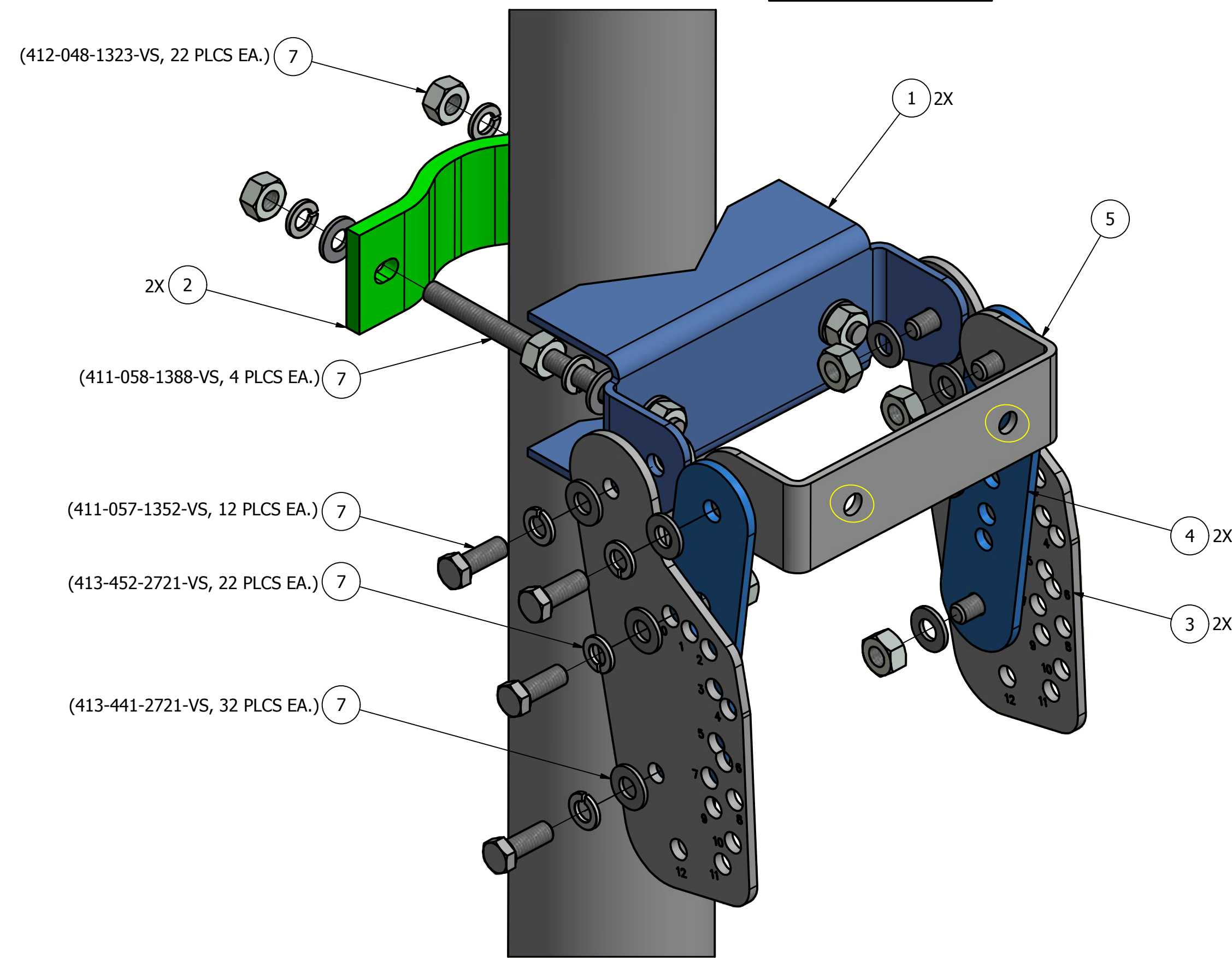
ZONE		REV	REVISION HISTORY	DATE	APPROVED
		P1	DESCRIPTION		
			PROTOTYPE RELEASE	10/28/2014	

NOTES: (UNLESS OTHERWISE SPECIFIED)

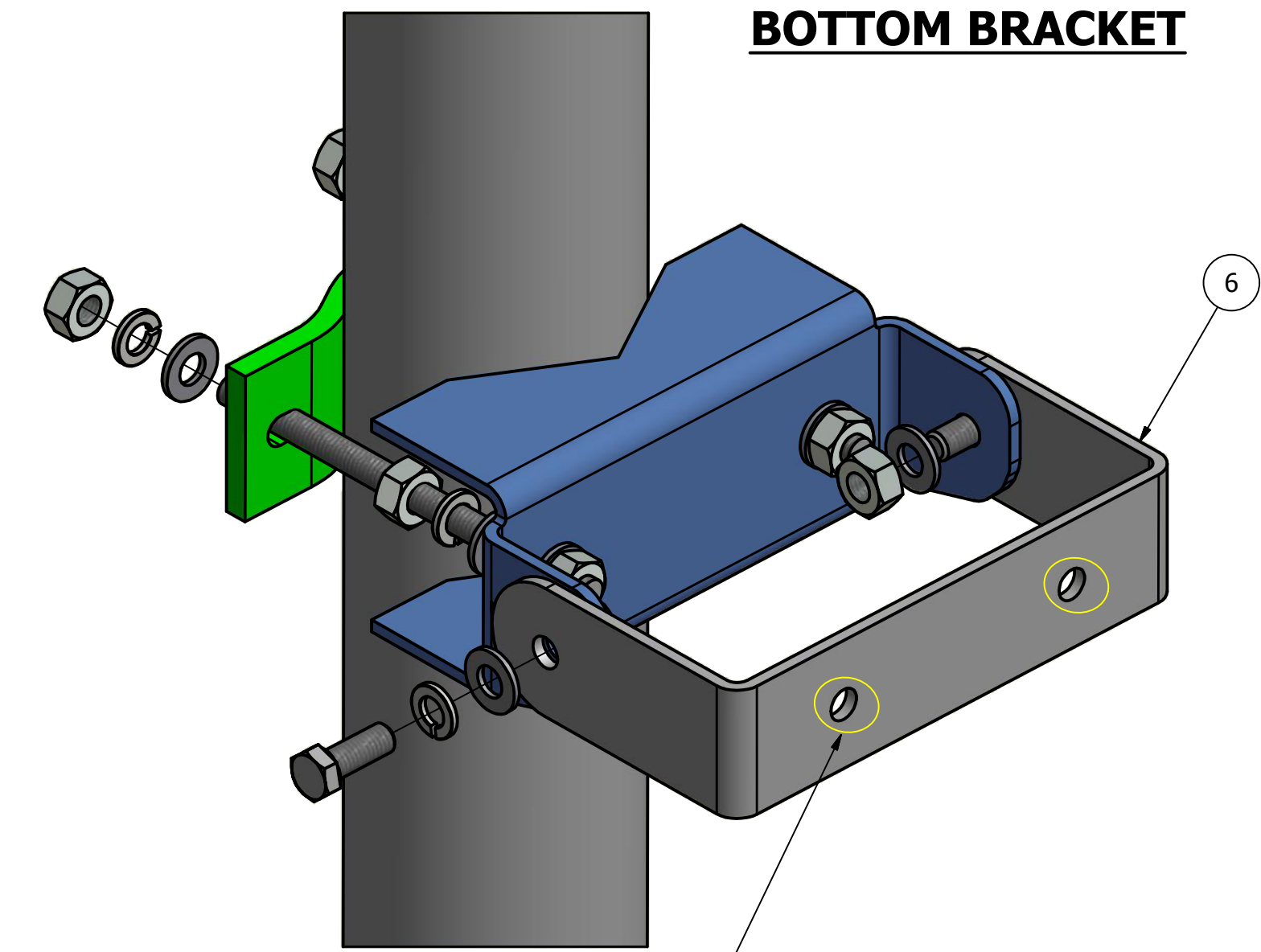
1. ALL HARDWARE TO BE TORQUED TO 20 FT-LBS
2. THE BRACKET KIT INCLUDES GALVANIZED HARDWARE AND A SET OF SST NUTS. THE SST NUTS MUST BE USED ON ANTENNA-SIDE BRACKETS THAT ATTACHES TO THE ANTENNA AS SHOWN
3. BILL OF MATERIAL ITEMS (PARTS LIST) THAT ARE LOOSE PART KITS SHALL HAVE INDIVIDUAL ITEMS WITHIN THE KIT ASSEMBLY INDICATED AS FOLLOWS:

(X) (XXX-XXX-XXXX-VS, X PLCS EA.)
 — ITEM PART NUMBER WITHIN KIT ASSY
 — ITEM NUMBER FROM ACTIVE PARTS LIST

TOP BRACKET

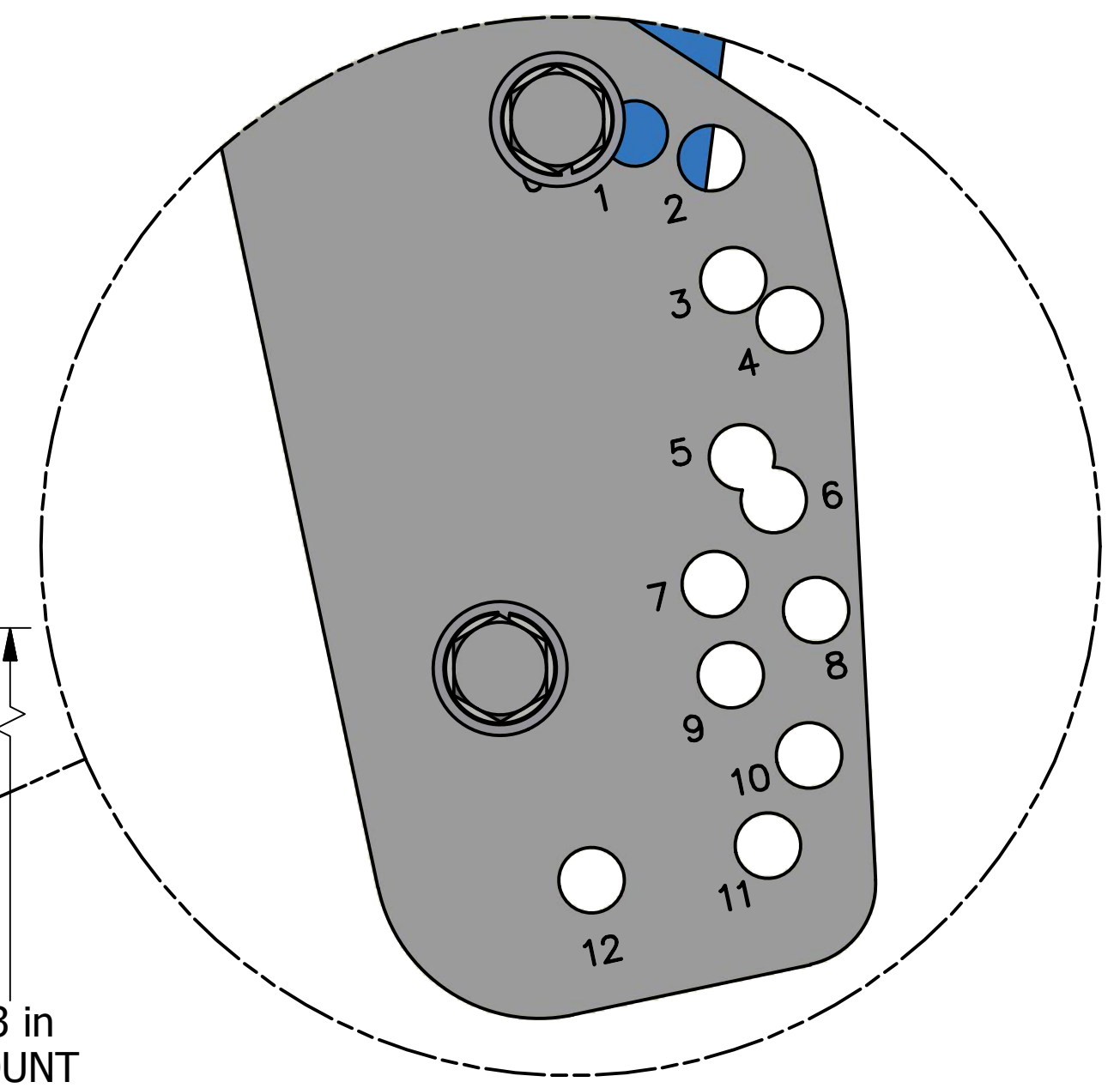
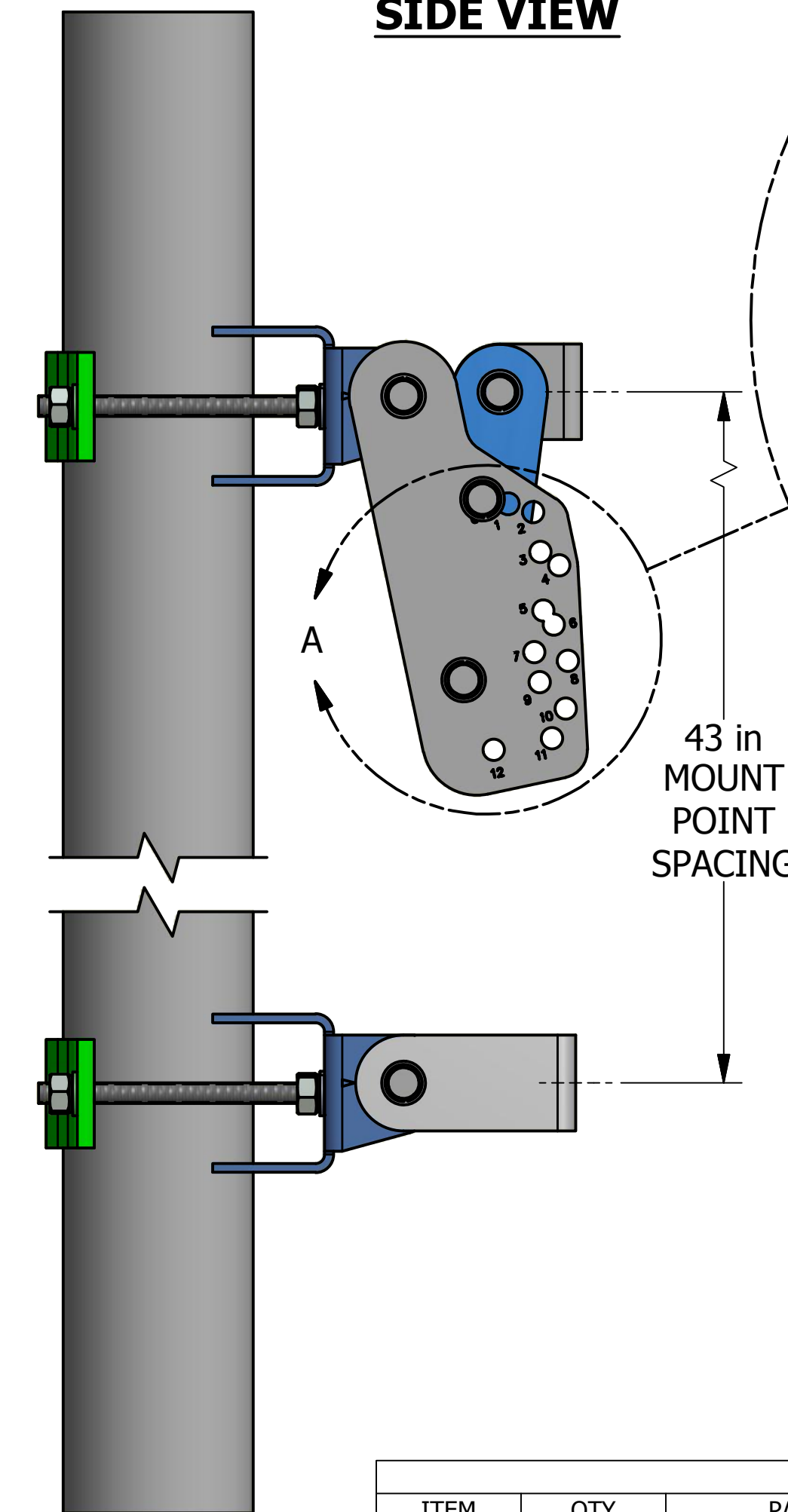


BOTTOM BRACKET



MUST USE SST NUTS TO ATTACH ANTENNA-SIDE BRACKET MOUNT POINTS TO THE HOUSING (4 PLCS EA.)

SIDE VIEW



DETAIL A
 SCALE 1:1
 HOLES STAMPED 0 THRU 12 PER DEGREES OF TILT, REQUIRES 43-IN SPACING BETWEEN MOUNT POINTS

PARTS LIST			
ITEM	QTY	PART NUMBER	DESCRIPTION
1	2	457227-PF	BRACKET, ANTI-ROTATION, (NO PEM)
2	2	457063-PF	STRAP, POLE MOUNT
3	2	457274-PF	LINKAGE, 12DEG MECHANICAL DOWNTILT
4	2	457275-PF	BRACKET, LINKAGE ARM, INNER (NO PEM)
5	1	457229-PF REV -	BRACKET, TOP MOUNT, (NO PEM)
6	1	457231-PF REV -	BRACKET, BOTTOM MOUNT (REPLACES 457081).
7	1	912001-SA	GALVANIZED HARDWARE KIT, ALL 3/8" TILT BRACKETS
8	4	412-105-1322-VS	3/8" - 16 HEX NUT SST
9	1	842609-PF	LABEL TOP BOX 919061
10	1	842608-PF	LABEL BOTTOM BOX 919061
11	2	092017-PF	BOX - BRACKET KIT

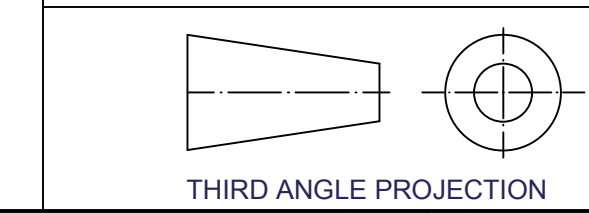
UNLESS OTHERWISE SPECIFIED DIMENSIONS ARE IN INCHES
 TOLERANCES ON
 .XXXX ± 0.05 .XX ± 0.2
 .XXX ± 0.10 .X ± 1
 ANGLES ± 5°

NAME
 T. KIRBY
 CHECKED
 APPROVED

DATE
 10/28/2014

CSS Antenna
 CSS ANTENNA, INC.
 2206-D LAKESIDE BLVD
 EDGEWOOD, MARYLAND 21040
 410-612-0080 FAX: 410-612-0336

TITLE
919061 INSTALLATION INSTRUCTIONS



THIS DRAWING AND THE INFORMATION CONTAINED HEREIN ARE THE PROPERTY OF CSS ANTENNA, INC. AND SHALL NOT BE REPRODUCED OR USED IN ANY WAY WITHOUT WRITTEN PERMISSION

SIZE DWG NO. 819062-ID REV P1
 SCALE 1/2:1 FILE SH OF 1